

BRITISH CARRIAGEDRIVING



BC Dressage Test Pre-Novice (2008)

This document contains:

Dressage test sheet

Test movement diagram from C (2 pages)

Test movement diagram from A (2 pages)

**PLEASE CONSIDER THE ENVIRONMENT
ONLY PRINT THE PAGES YOU ACTUALLY NEED**

This Dressage Test is Copyright © British Carriagedriving

This test and its associated diagrams is for personal use by British Carriagedriving members.
It may not be copied, reproduced or sold in any form without permission from
British Carriage Driving Ltd.

Please contact email@britishcarriagedriving.co.uk or telephone +44 (0)845 643 2116

The scale of Marks is as follows:			
10	Excellent	4	Insufficient
9	Very good	3	Fairly bad
8	Good	2	Bad
7	Fairly good	1	Very bad
6	Satisfactory	0	Not performed
5	Sufficient		

BRITISH CARRIAGEDRIVING DRESSAGE TEST PRE-NOVICE (2008)

Arena: 80m x 40m Scheduling interval: 10 minutes

Errors of Course, Disobedience and Dismounting of Grooms are penalised as follows:	
1st incident -	5 penalty points
2nd incident -	10 penalty points
3rd incident -	Elimination

COMPETITOR NUMBER

MOVEMENT			TO BE JUDGED	MARK	REMARKS
1.	A DX CH	Enter at Walk. Working Trot.	Driving in on a straight line. Transition to Working Trot , Rhythm, Bending.		
2.	HXF FAK	Change Rein and show a few lengthened strides over X Working Trot.	Impulsion, Regularity, Balance, Transition.		
3.	K KE	Circle right 20m diameter. Working Trot.	Accuracy, Rhythm, Balance, Bending.		
4.	EX XB	Half circle right 20 m diameter. Half circle left 20m diameter.	Impulsion, Rhythm, accuracy of figure, bending.		
5.	BM M	Working Trot. Circle left 20. diameter.	Accuracy, Rhythm, Balance, Bending.		
6.	MCS	Working Trot.	Impulsion, Rhythm, Bending.		
7.	SF	Walk.	Relaxation, Freedom, Regularity.		
8.	FA AC	Working Trot. 3 Loop Serpentine.	Rhythm, Bend.		
9.	CM MK	Working Trot. Change the Rein showing a few lengthened strides over X.	Impulsion, Regularity. Balance, Transitions.		
10.	KDX	Working Trot.	Straightness, Rhythm.		
11.	X	Halt 8 seconds.	Transition to Halt, Immobility.		
12.	X XG G	Rein Back 3 – 4 steps. Walk. Halt and Salute. Leave Arena at Working Trot.	Transition to Rein Back, Obedience, Transition to Walk. Immobility at G.		
13.		Paces.	Rhythm, Freedom.		
14.		Impulsion.	Free forward movement.		
15.		Obedience, lightness.	Response to aids, Acceptance of the Bit, willing without resistance. Balance, Bend.		
16.		Driver.	Use of aids, handling whip and reins. Position on box seat. Accuracy of figures.		

Maximum marks: 160

Co-efficient = 1

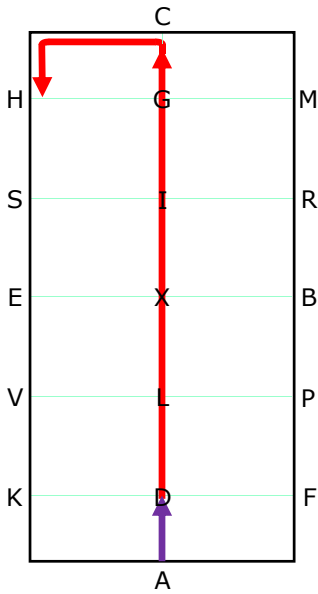
TOTAL

Errors of Course, Disobedience and Dismounting of Grooms
To be marked on the President of the Jury's sheet only

Signature of Judge at **TOTAL**

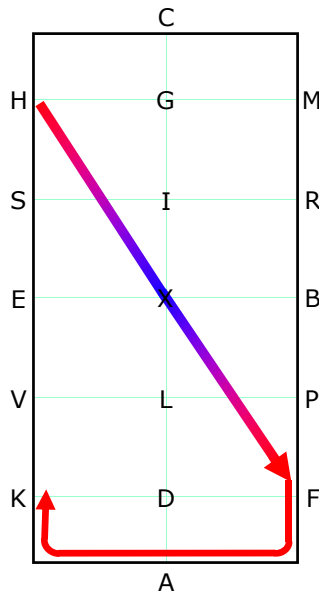
.....
Signature of President of Jury

1



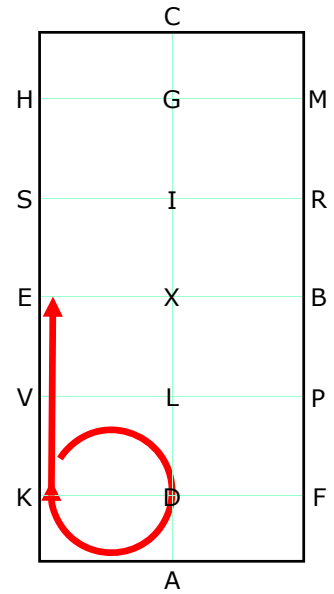
A Enter at Walk
DX Working trot
CH

2



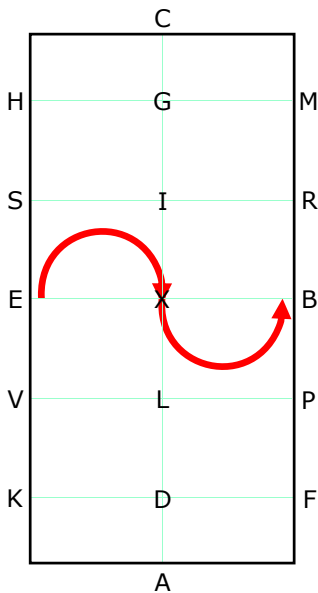
HXF Change rein and show a few lengthened strides over X
FAK Working trot

3



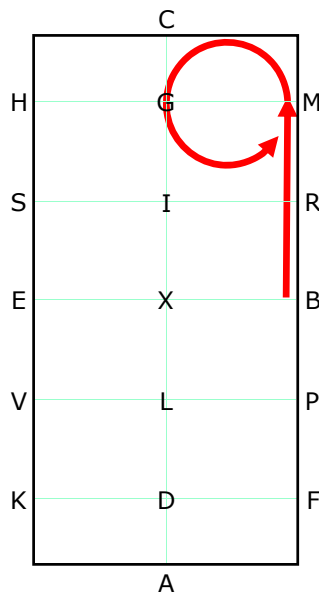
K Circle right 20m diameter
KE Working trot

4



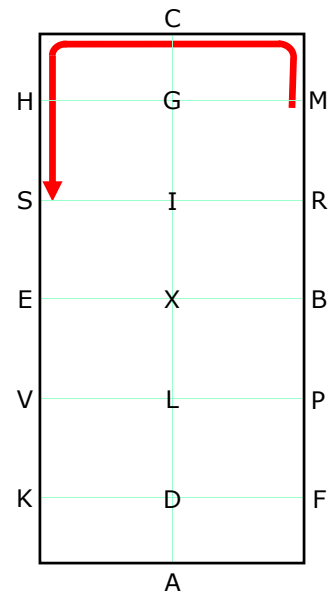
EX Half circle right 20m diameter
XB Half circle left 20m diameter

5



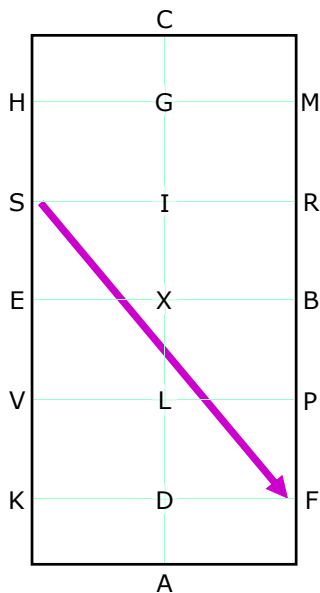
BM Working trot
M Circle left 20m diameter

6



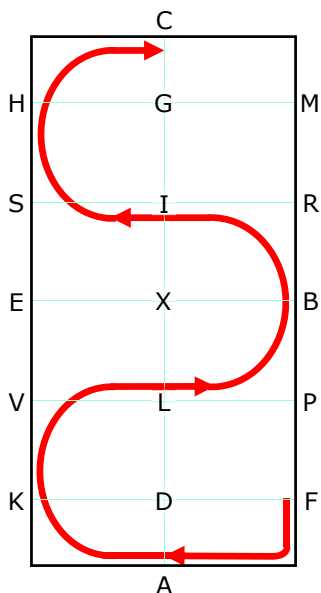
MCS Working trot

7



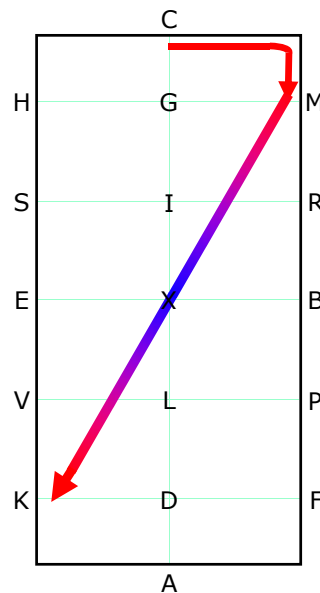
SF Walk

8



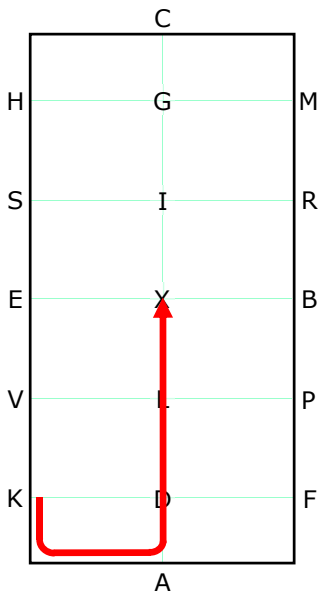
FA Working trot
AC 3 loop serpentine

9



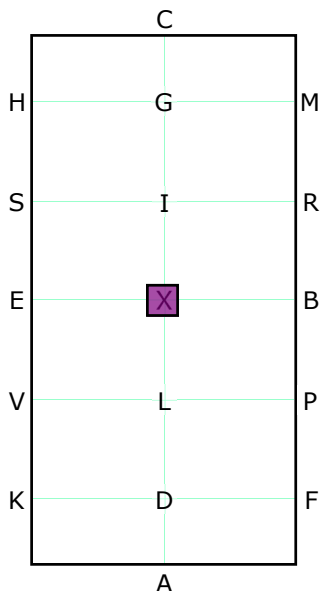
CM Working trot
MK Change the rein, showing a few lengthened strides over X

10



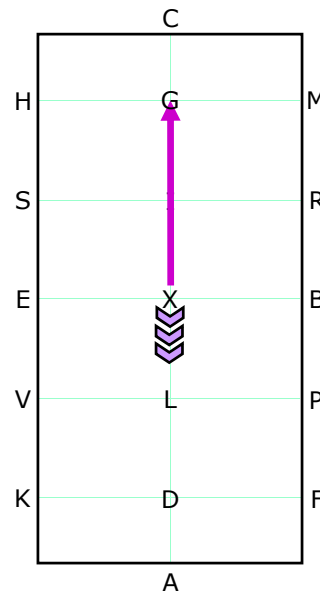
KDX Working trot

11



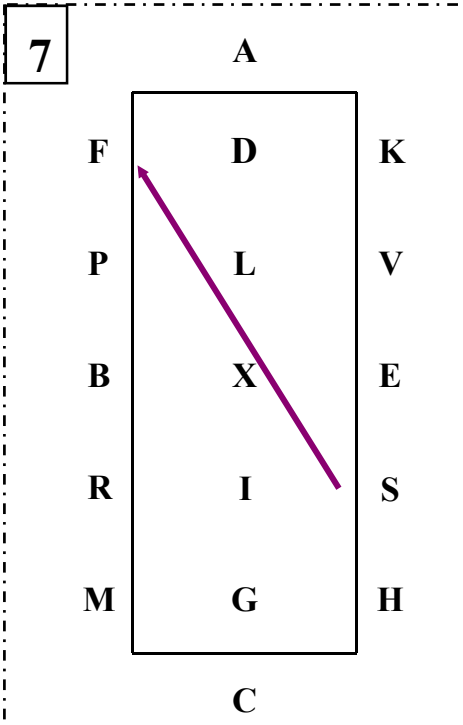
X Halt 6 seconds

12

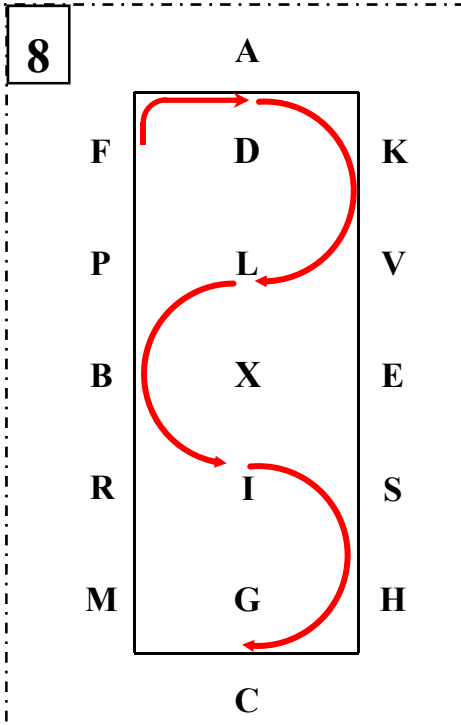


X Rein back 3-4 steps
XG Walk
G Halt and salute
Leave the arena at working trot

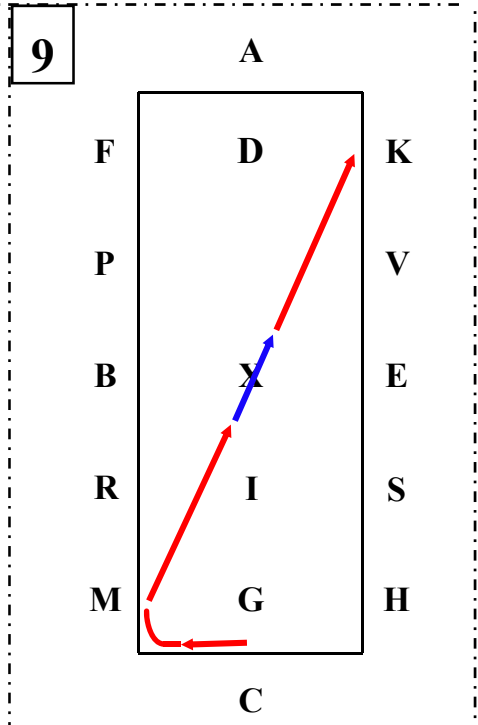
<p>1</p> <p>A Enter at Walk DX ... Working Trot. CH</p>	<p>2</p> <p>HXF Change rein and show a few lengthened strides over X. FAK..... Working Trot.</p>	<p>3</p> <p>K Circle right 20m diameter. KE..... Working Trot.</p>
<p>4</p> <p>EX ...Half circle right 20m diameter. XB ...Half circle left 20 m diameter</p>	<p>5</p> <p>BM ... Working Trot. M Circle left 20m diameter.</p>	<p>6</p> <p>MCS Working Trot.</p>



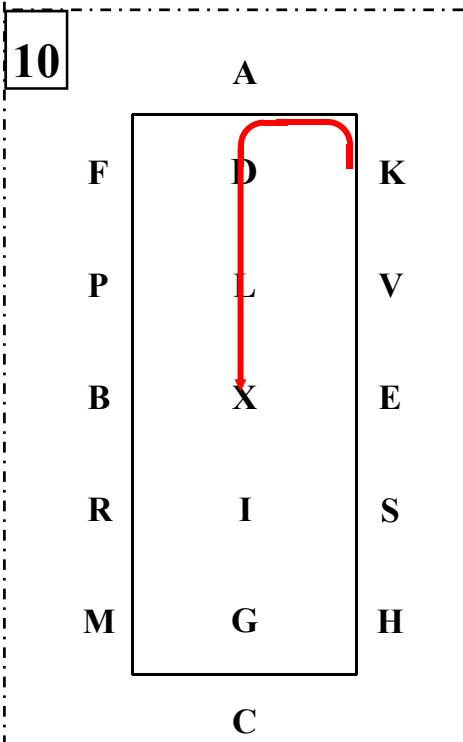
SF Walk.



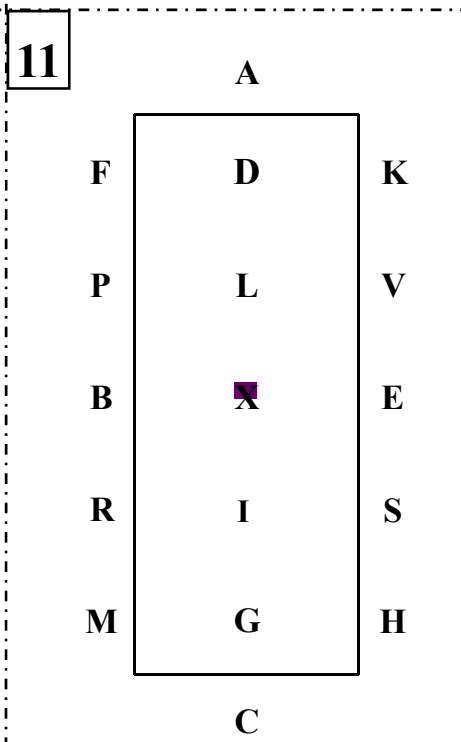
FA Working Trot.
AC...3 Loop Serpentine



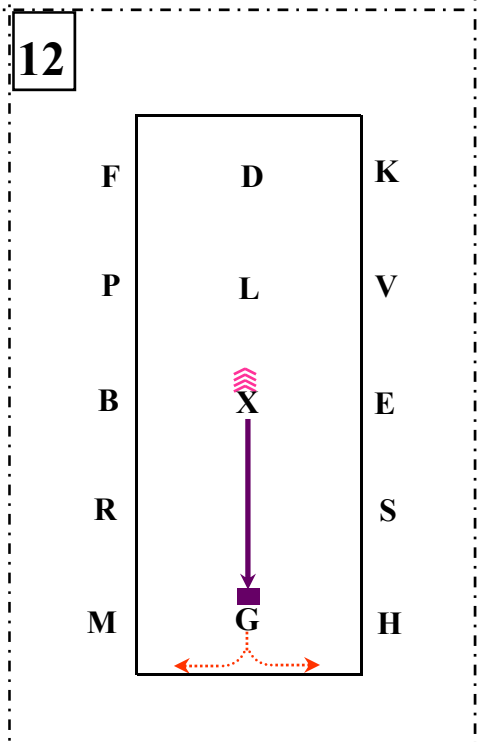
CM ... Working Trot.
MK....Change the Rein showing a few lengthened strides over X.



KDX Working Trot.



X....Halt 8 seconds.



X Rein Back 3 – 4 Steps.
XG ... Walk.
G.....Halt and Salute.
Leave arena at Working Trot.